

Legend

	Consumer Unit
	Light Switch
	4' Fluorescent Light
	2kW Convector Heater
	Dbl. Skt. @300mm Up F.F.F.L
	Dbl. Skt. @1100mm Up F.F.F.L
	2kW 5Litre Water Storage Heater
	Fused Spur @1100mm Up F.F.F.L Req. For Power Supply To Hand Dryer Fitted @ Later Date

****PLEASE NOTE****

ISO TOP CASTINGS FITTED TO TOP OF UNIT.

ISO BOTTOM CASTINGS FITTED TO BOTTOM OF UNIT.

3'x3' 'ALU' FRAMED, DOUBLE GLAZED, SLIDING WINDOWS c/w 'KIRNCROFT' STEEL SHUTTERS.

PHILSPACE FLEET NUMBER STENCILLED TO CORNER PILLAR.

Lining Details

WALLS	GREY, ECO 6mm & 50mm INSULATION
CEILING	FOIL BACKED, WHITE, ECO 6mm & 50mm INSULATION
TRIMS	WHITE PLASTIC
FLOOR	VINYL FLOORING OVER 15mm PLYWOOD

F	10/05/15	Details	Customer Request: Decal Plates Removed
Rev.			
Drn.	JT	Date	14/05/13

Approved By:

Name:

Signature:

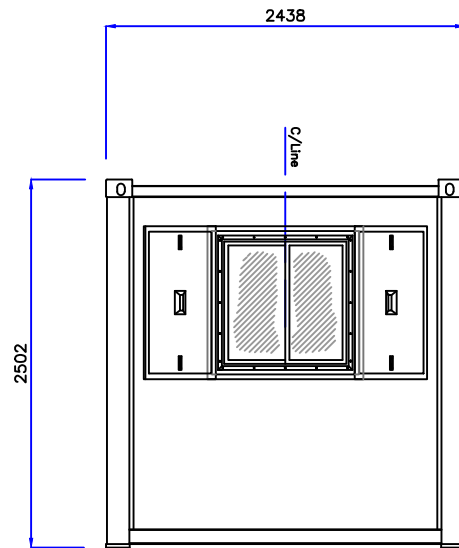
Date:

Title.
Philspace
12'x8'x8'H, Canteen c/w 2 Windows

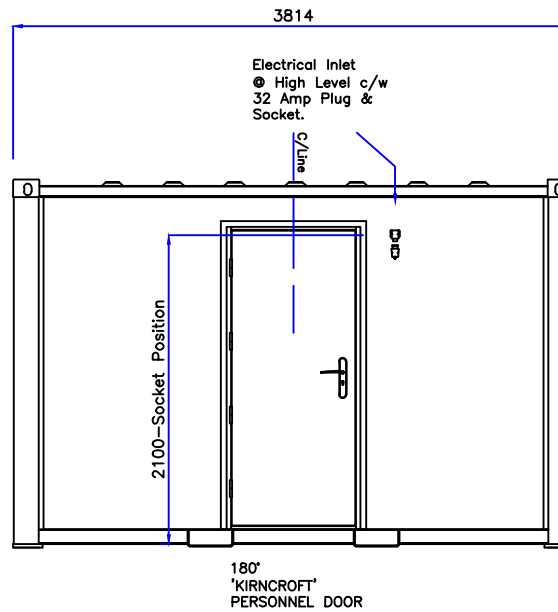


Dwg. No.
PHI_1208CAN01F
Tab. 1 Of 2

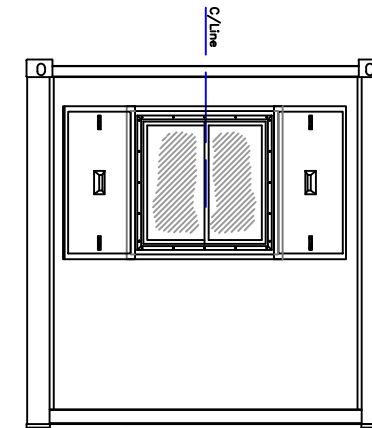
View B



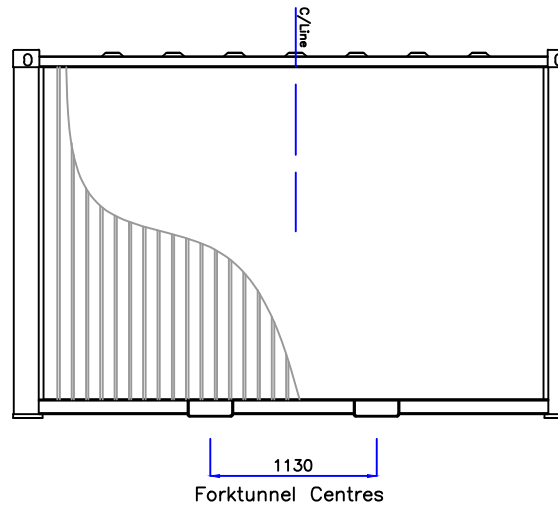
View A



View D



View C



F	10/05/15	Details	Customer Request: Decal Plates Removed
Rev.			
Drn.	JT	Date	14/05/13

Approved By:

Name:

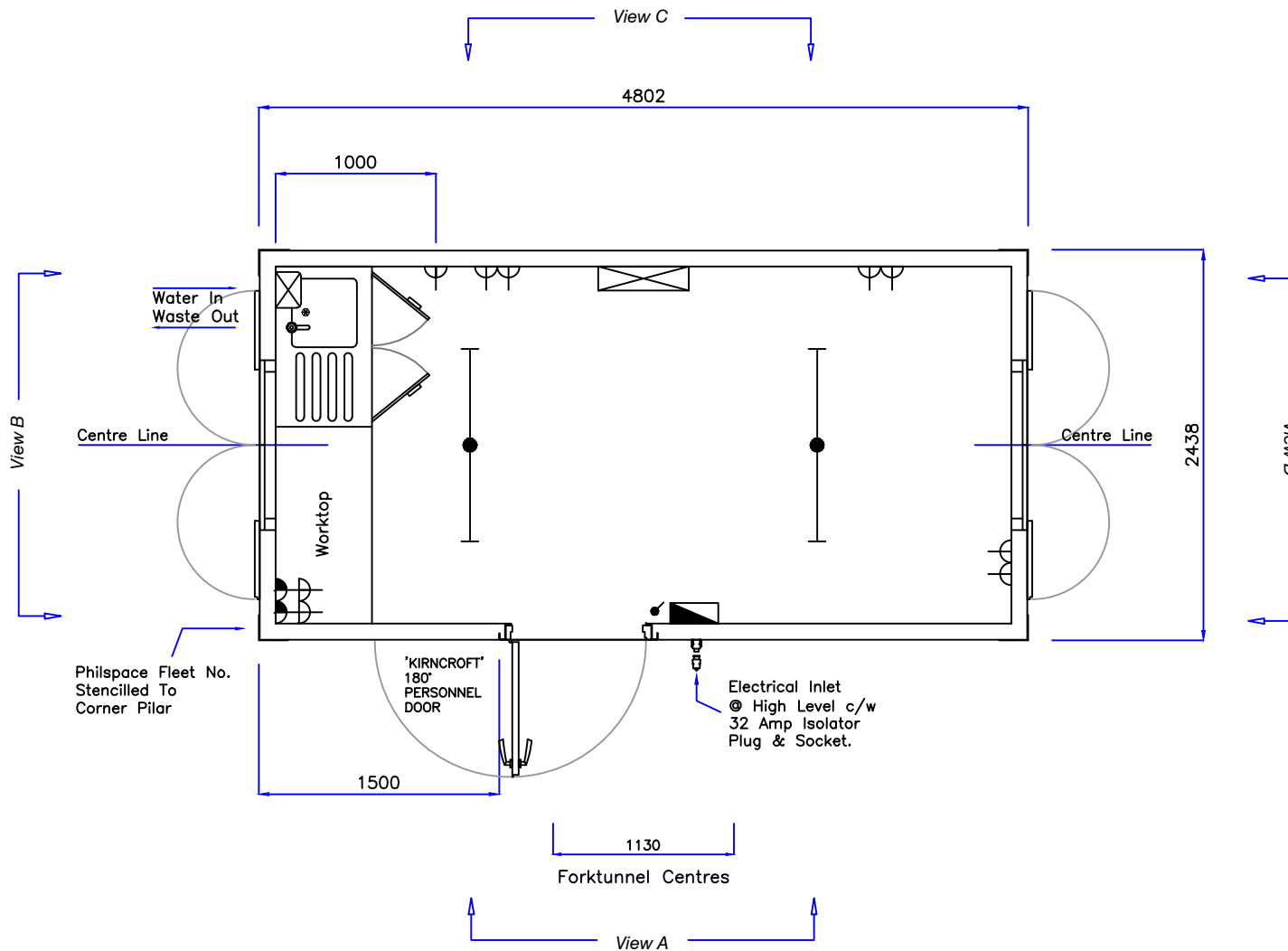
Signature:

Date:

Title:
Philspace
12'x8'x8'H, Canteen c/w 2 Windows



Dwg. No.
PHI_1208CAN01F
Tab. 2 Of 2



Legend

	Consumer Unit
	Light Switch
	4' Fluorescent Light
	2kW Convector Heater
	Dbl. Skt. @300mm Up F.F.F.L
	Dbl. Skt. @1100mm Up F.F.F.L
	2kW 5Ltre Water Storage Heater
	Fused Spur @1100mm Up F.F.F.L Req. For Power Supply To Hand Dryer Fitted @ Later Date

****PLEASE NOTE****

ISO TOP CASTINGS FITTED TO TOP OF UNIT.

ISO BOTTOM CASTINGS FITTED TO BOTTOM OF UNIT.

3'x3' 'ALU' FRAMED, DOUBLE GLAZED, SLIDING WINDOWS c/w 'KIRNCROFT' STEEL SHUTTERS.

PHILSPACE FLEET NUMBER STENCILLED TO CORNER PILLAR.

Lining Details

WALLS	GREY, ECO 6mm & 50mm INSULATION
CEILING	FOIL BACKED, WHITE, ECO 6mm & 50mm INSULATION
TRIMS	WHITE PLASTIC
FLOOR	VINYL FLOORING OVER 15mm PLYWOOD

E	10/05/15	Details	Customer Request: Decal Plates Removed
Rev.			
Drn.	JT	Date	14/05/13

Approved By:

Name:

Signature:

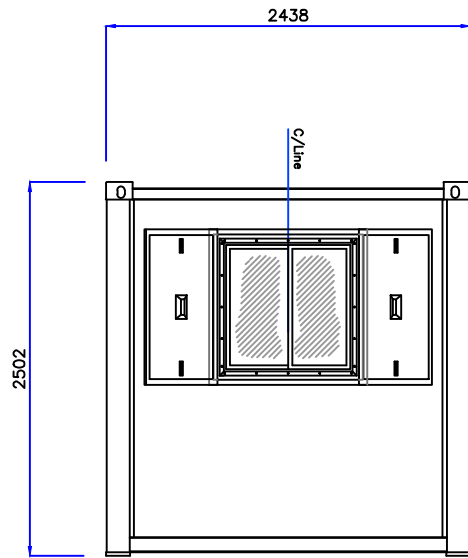
Date:

Title.
Philspace
16'x8'x8'H, Canteen c/w 2 Windows

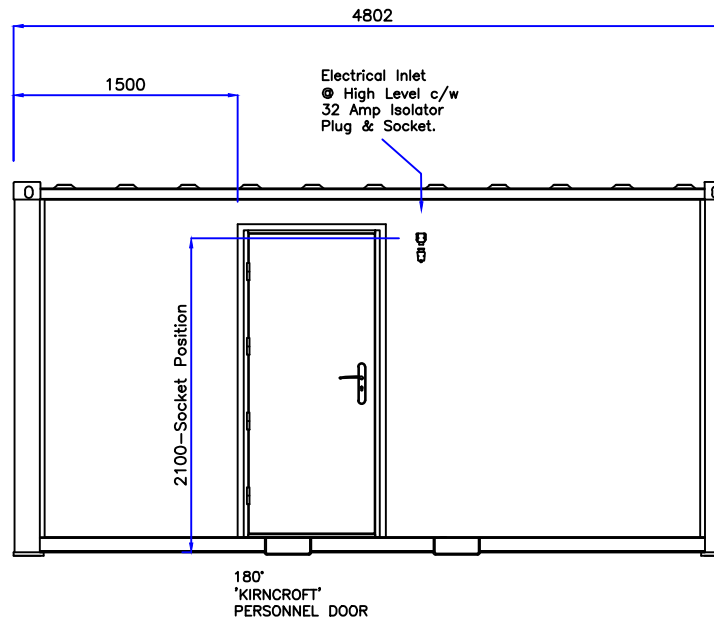


Dwg. No.
PHI_1608CAN04E
Tab. 1 Of 2

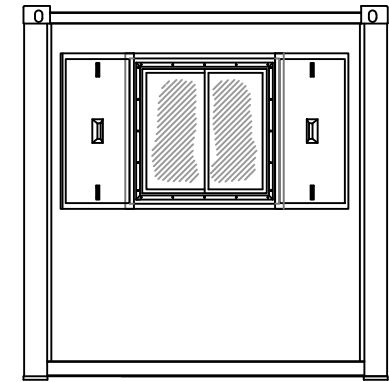
View B



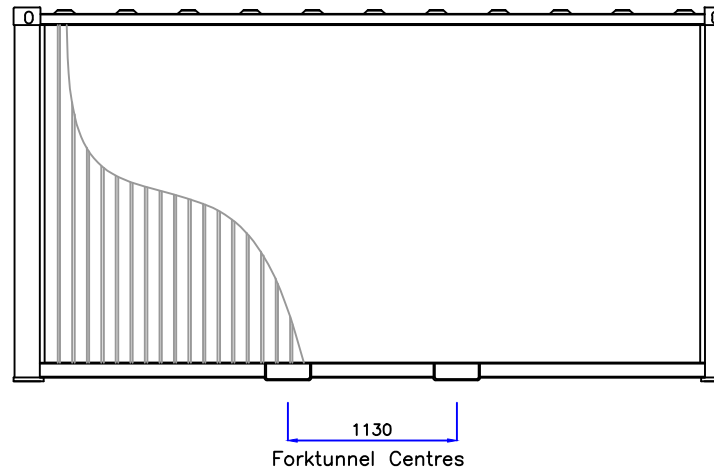
View A



View D



View C



E	10/05/15	Details	Customer Request: Decal Plates Removed
Rev.			
Drn.	JT	Date	14/05/13

Approved By:

Name:

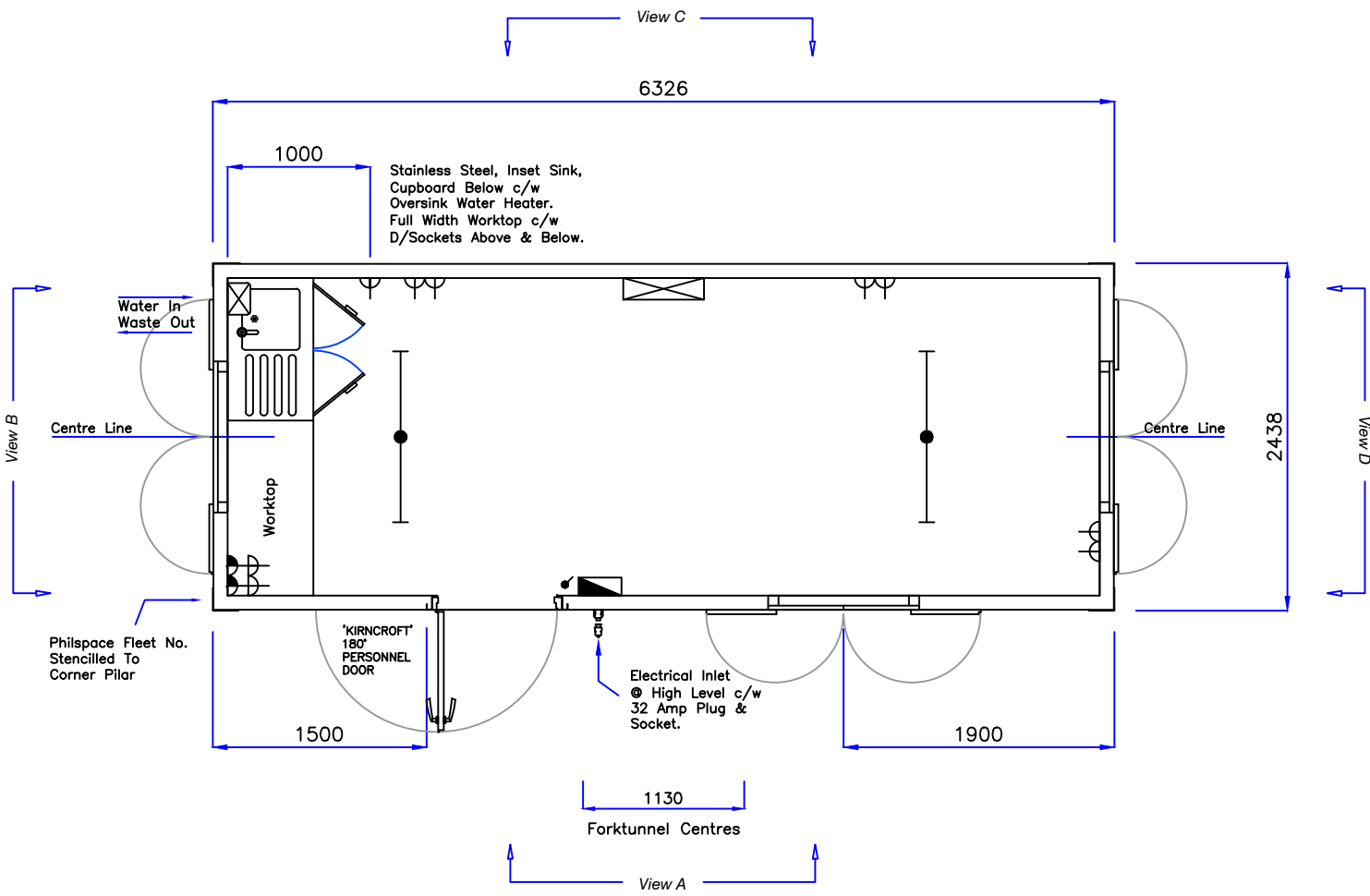
Signature:

Date:

Title:
Philspace
16'x8'x8'H, Canteen c/w 2 Windows



Dwg. No.
PHI_1608CAN04E
Tab. 2 Of 2



Legend	
	Consumer Unit
	Light Switch
	4' Fluorescent Light
	2kW Convector Heater
	Dbl. Skt. @300mm Up F.F.F.L
	Dbl. Skt. @1100mm Up F.F.F.L
	2kW 5Ltre Water Storage Heater
	Fused Spur @1100mm Up F.F.F.L Req. For Power Supply To Hand Dryer Fitted @ Later Date

****PLEASE NOTE****

ISO TOP CASTINGS FITTED TO TOP OF UNIT.

ISO BOTTOM CASTINGS FITTED TO BOTTOM OF UNIT.

3'x3' 'ALI' FRAMED, DOUBLE GLAZED, SLIDING WINDOWS c/w 'KIRNCROFT' STEEL SHUTTERS.

Lining Details	
WALLS	GREY, ECO 6mm & 50mm INSULATION
CEILING	WHITE, FOIL BACKED, ECO 6mm & 50mm INSULATION
TRIMS	WHITE PLASTIC
FLOOR	VINYL FLOORING OVER 15mm PLYWOOD

PROFILED	<input checked="" type="checkbox"/>		
FLATSIDED	<input type="checkbox"/>		
H	10/05/15	Details	Customer Request: Decal Plates Removed
Rev.			
Drn.	JT	Date	12/06/14

Approved By:

Name:

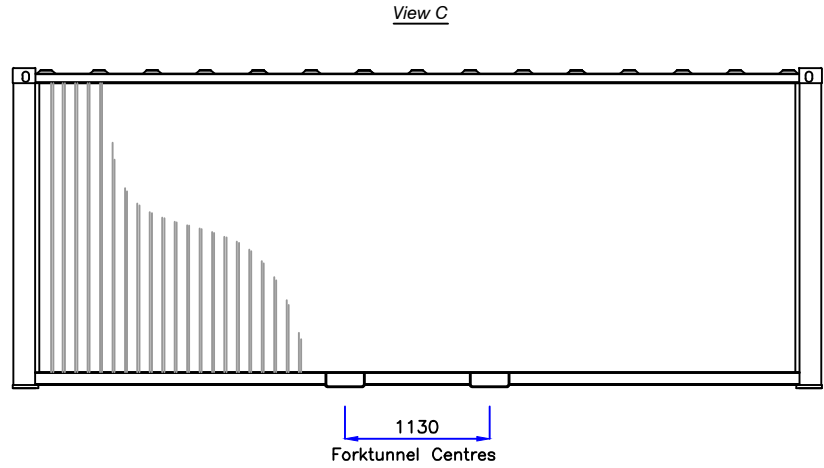
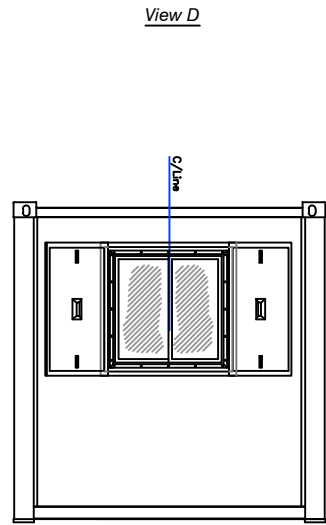
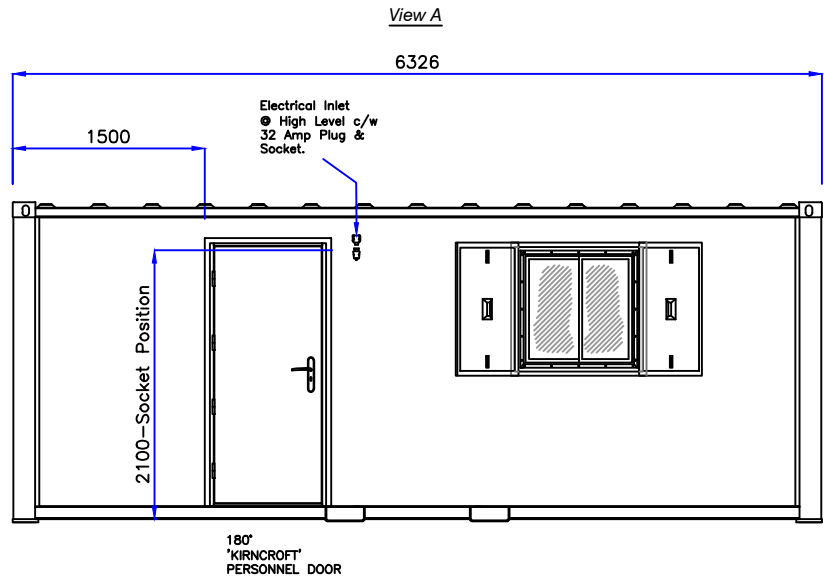
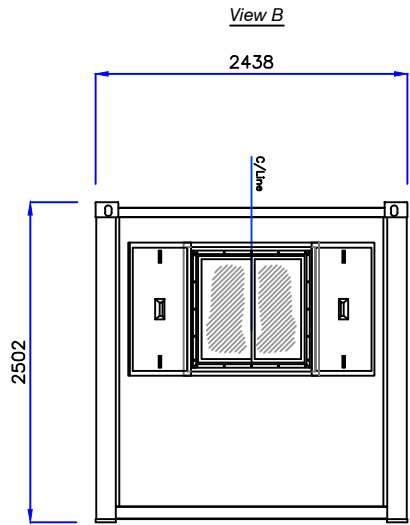
Signature:

Date:

Title:
Philspace
21'x8'x8'H, Canteen c/w 3 Windows



Dwg. No.
PHI_2108CAN09H
Tab 1 - Plan



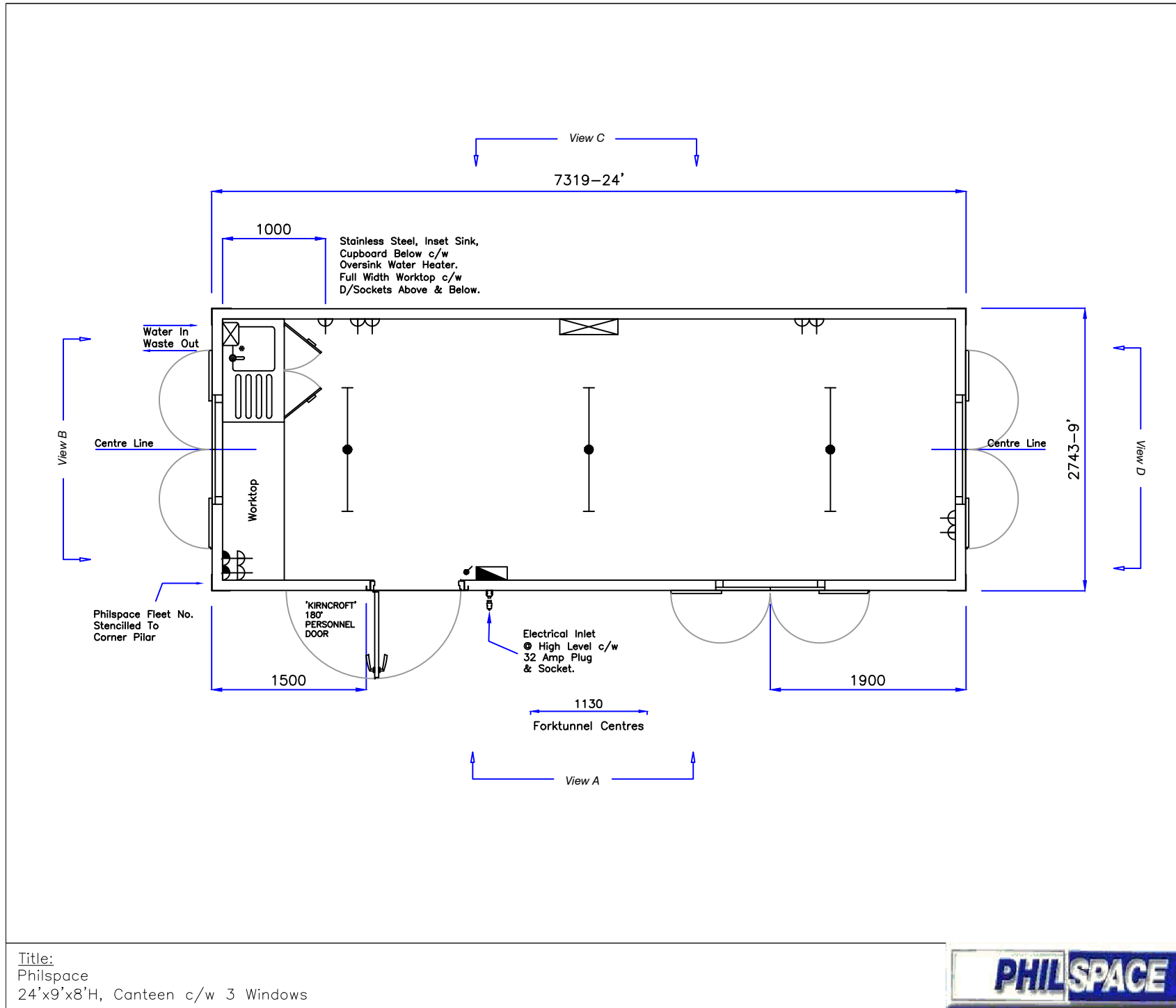
PROFILED	<input checked="" type="checkbox"/>		
FLATSIDED	<input type="checkbox"/>		
H	10/05/15	Details	Customer Request: Decal Plates Removed
Rev.			
Drn.	JT	Date	12/06/14

Approved By:
 Name:
 Signature:
 Date:

Title:
 Philspace
 21'x8'x8'H, Canteen



Dwg. No.
 PHIL_2108CAN09H
 Tab 2 - Elevations



Legend	
	Consumer Unit
	Light Switch
	4' Fluorescent Light
	2kW Convector Heater
	Dbl. Skt. @300mm Up F.F.F.L
	Dbl. Skt. @1100mm Up F.F.F.L
	2kW 5Ltre Water Storage Heater
	Fused Spur @1100mm Up F.F.F.L Req. For Power Supply To Hand Dryer Fitted @ Later Date

****PLEASE NOTE****

ISO TOP CASTINGS FITTED TO TOP OF UNIT.

ISO BOTTOM CASTINGS FITTED TO BOTTOM OF UNIT.

3'x3' 'ALI' FRAMED, DOUBLE GLAZED, SLIDING WINDOWS c/w 'KIRNCROFT' STEEL SHUTTERS.

Lining Details	
WALLS	GREY, ECO 6mm & 50mm INSULATION
CEILING	WHITE, FOIL BACKED, ECO 6mm & 50mm INSULATION
TRIMS	WHITE PLASTIC
FLOOR	VINYL FLOORING OVER 15mm PLYWOOD

PROFILED	<input checked="" type="checkbox"/>		
FLATSIDED	<input type="checkbox"/>		
C	10/05/15	Details	Customer Request: Decal Plates Removed
Rev.			
Drn.	JT	Date	20/10/14

Approved By:

Name:

Signature:

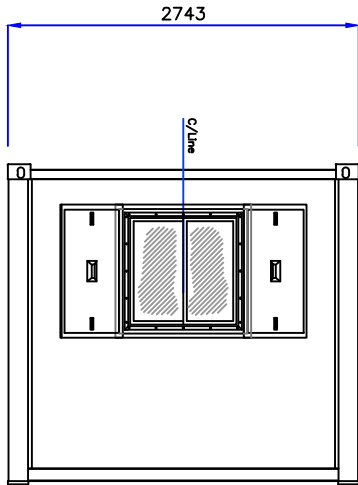
Date:

Title:
Philspace
24'x9'x8'H, Canteen c/w 3 Windows

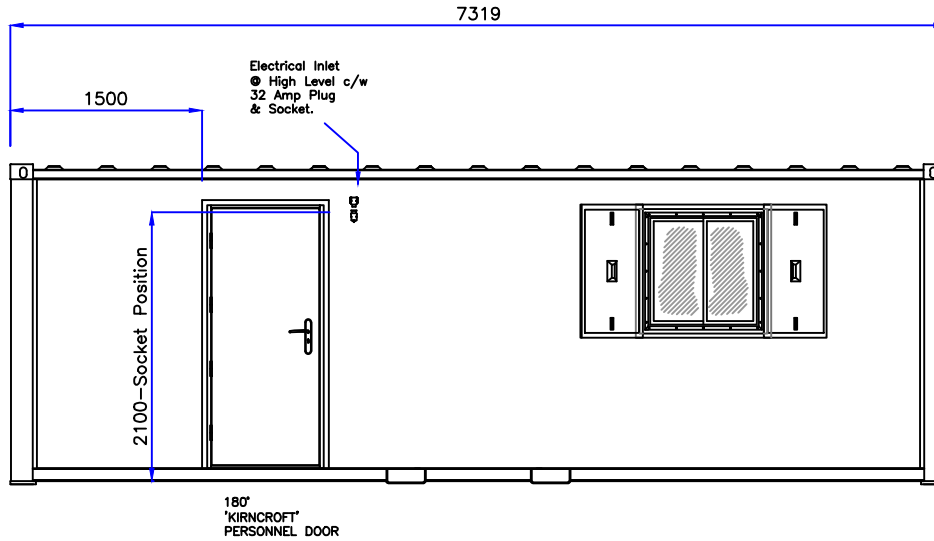


Dwg. No.
PHI_2409CAN02C
Tab 1 - Plan

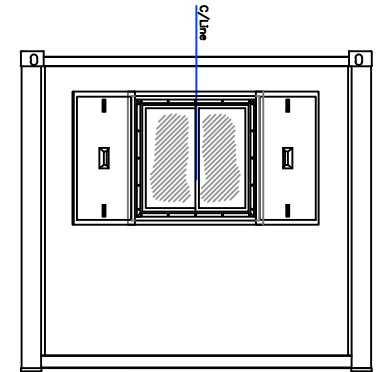
View B



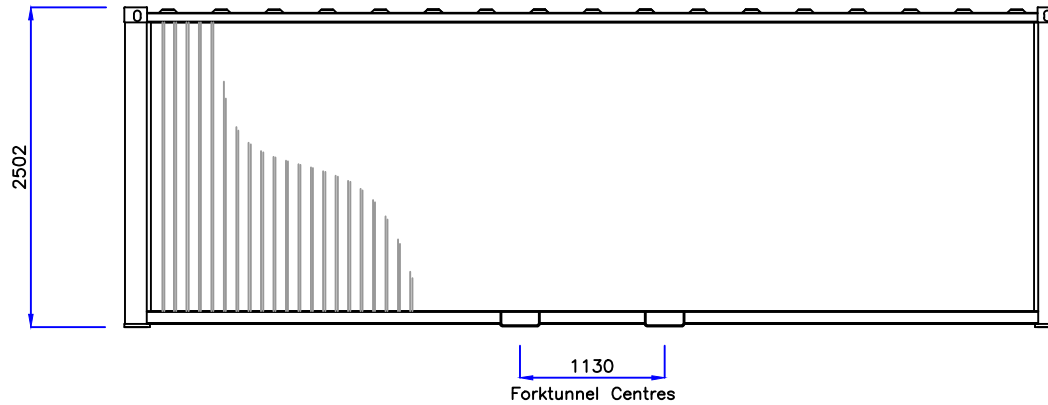
View A



View D



View C



PROFILED		<input checked="" type="checkbox"/>	
FLATSIDED		<input type="checkbox"/>	
C	10/05/15	Details	Customer Request: Decal Plates Removed
Rev.			
Drn.	JT	Date	20/10/14

Approved By:

Name:

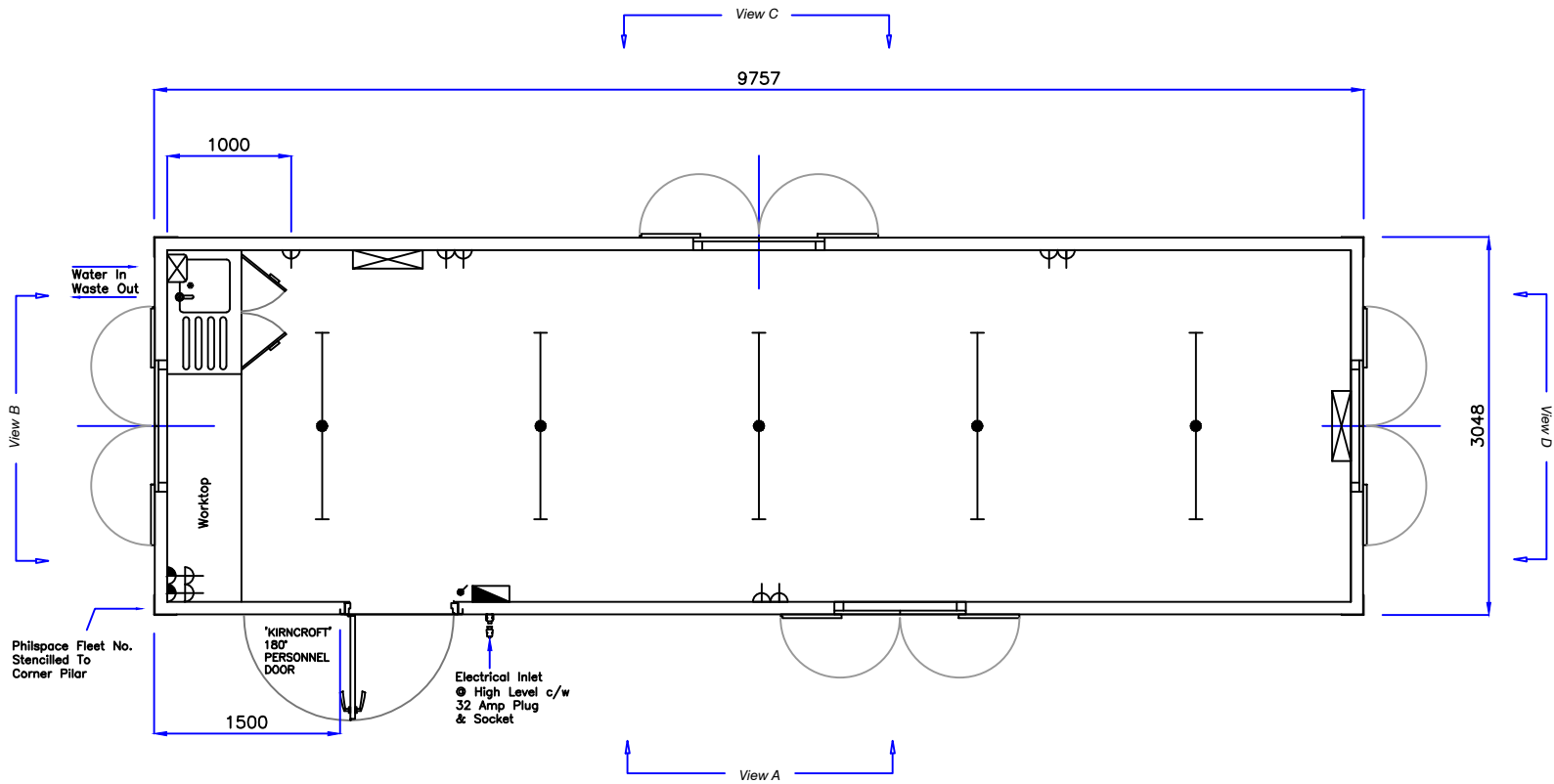
Signature:

Date:

Title:
Philspace
24'x9'x8'H, Canteen c/w 3 Windows



Dwg. No.
PHL_2409CAN02C
Tab 2 - Elevations



Legend

	Consumer Unit
	Light Switch
	5' Fluorescent Light
	2kW Convector Heater
	Dbl. Skt. @300mm Up F.F.F.L
	Dbl. Skt. @1100mm Up F.F.F.L
	2kW 5Ltre Water Storage Heater
	Fused Spur @1100mm Up F.F.F.L Req. For Power Supply To Hand Dryer Fitted @ Later Date

****PLEASE NOTE****

ISO TOP CASTINGS FITTED TO TOP OF UNIT.

ISO BOTTOM CASTINGS FITTED TO BOTTOM OF UNIT.

3'x3' 'AL' FRAMED, DOUBLE GLAZED, SLIDING WINDOWS c/w 'KIRNCROFT' STEEL SHUTTERS.

PHILSPACE FLEET NUMBER STENCILLED TO CORNER PILLAR.

SEE TAB 2 FOR ELEVATIONS.
SEE TAB 3 FOR BASE PAD LAYOUT.

Lining Details

WALLS	GREY, ECO 6mm & 50mm INSULATION
CEILING	WHITE, FOIL BACKED, ECO 6mm & 50mm INSULATION
TRIMS	WHITE PLASTIC
FLOOR	VINYL FLOORING OVER 15mm PLYWOOD

PROFILED	<input checked="" type="checkbox"/>		
FLATSIDED	<input type="checkbox"/>		
C	10/05/15	Details	Customer Request: Decals Removed
Rev.			
Drm.	JT	Date	06/08/14

Approved By:

Name:

Signature:

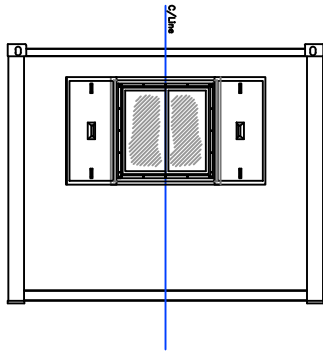
Date:

Title:
Phlspace
32'x10'x8'H, Canteen

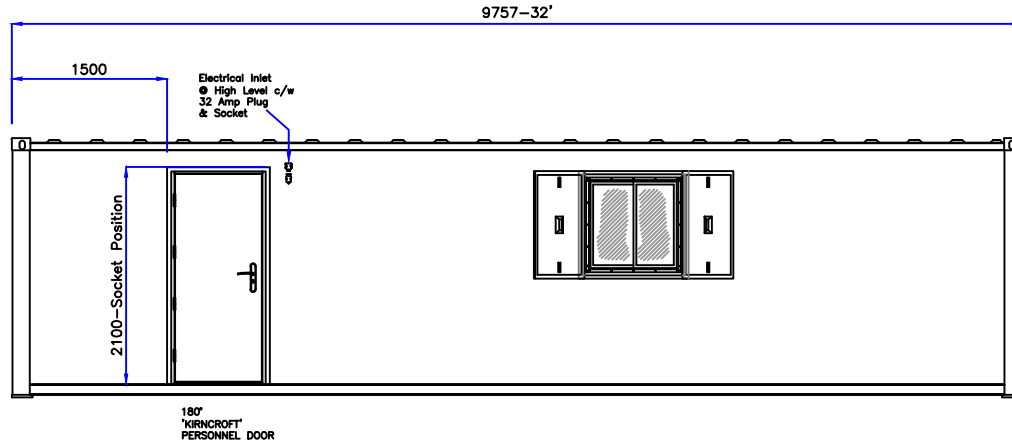


Dwg. No.
PHL_3210CAN01C
Tab 1 Of 3
Plan

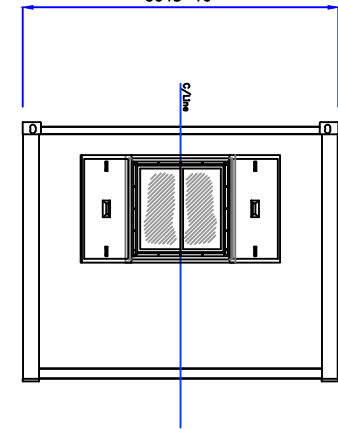
View B



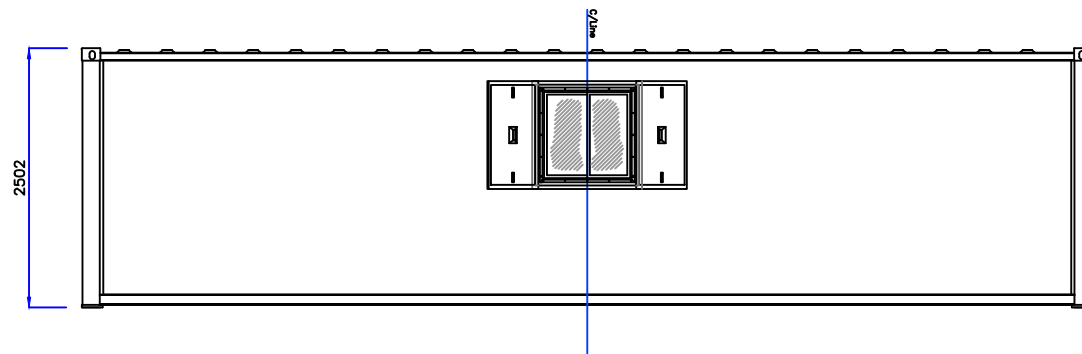
View A



View C



View D




PROFILED		<input checked="" type="checkbox"/>	
FLATSIDED		<input type="checkbox"/>	
C	10/05/15	Details	Customer Request: Decals Removed
Rev.			
Drn.	JT	Date	06/08/14
Approved By:			
Name:			
Signature:			
Date:			

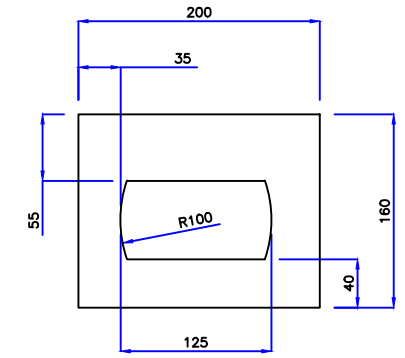
Title:
Philspace
32'x10'x8'H, Canteen



Dwg. No.
PHL_3210CAN01C
Tab 2 Of 3
Elevations



SCALED VIEW OF 15mm BASE PAD



****BASE PAD FOUNDATION NOTE****

FOR SINGLE STACKED UNITS, CONCRETE FOUNDATION PADS TO BE 600mmx600mmx450mm DEEP (MINIMUM), ASSUMING A GROUND BEARING PRESSURE OF 100kN/M (MINIMUM).

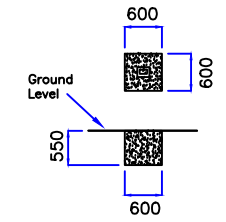
FOR DOUBLE STACKED UNITS INCREASE PAD SIZE TO 600mmx600mmx550mm DEEP (MINIMUM).

DEPTH OF CONCRETE REQUIRED FOR STAIRCASE PADS - 150mm DEEP (MINIMUM).

FOR SITES WITH A GROUND BEARING PRESSURE OF LESS THAN 100kN/M, USE REINFORCING MESH WITHIN CONCRETE.

TOLERANCE ACROSS BASE PADS; -5/6mm.

ALL OF THE ABOVE IS SUBJECT TO LOCAL AUTHORITY APPROVAL.



PROFILED		✓	
FLATSIDED			
C	10/05/15	Details	Customer Request: Decals Removed
Rev.			
Drn.	JT	Date	06/08/14

Approved By:

Name:

Signature:

Date:

